

Valve Guide



BIG TWIN

Size	V-Twin Cast Iron		Rowe Cast Iron	Rowe Ampco 45		Precision Machine Cast Iron Shouldered Guide .420 top shortened up to .600"	
	Intake	Exhaust	Intake	Intake	Exhaust	Intake	Exhaust
All Evolution Big Twin and TC-88 1999-2004							
STD						11-1182	11-1188
+.001						11-1183	11-1189
+.002						11-1184	11-1190
+.003	11-0683	11-0683	11-9809			11-1185	11-1191
+.004			11-9810	11-1898	11-1898	11-1186	11-1192
+.006				11-1899	11-1899		
+.008							
+.010							11-1193



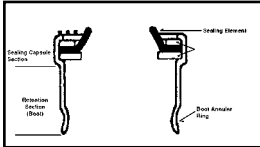
Fit TC-88 2005-up FXST, FLST, FXD; 2005-16 FLT				
Size	Precision Machine Ampco 45		Precision Machine Cast Iron	
	Intake	Exhaust	Intake	Exhaust
STD	11-1054	11-1057	11-1060	11-1063
+.001	11-1055	11-1058	11-1061	11-1064
+.002	11-1056	11-1059	11-1062	11-1065

Fit All Evolution Big Twin and 1999-04 TC-88 models						
Size	Precision Machine Ampco 45		Precision Machine Cast Iron		Precision Machine Manganese Bronze	
	Intake	Exhaust	Intake	Exhaust	Intake	Exhaust
Standard	11-1019	11-1019	11-1014	11-1014	11-2316	11-2321
+.001	11-1020	11-1020	11-1015	11-1015	11-2317	11-2322
+.002			11-1016	11-1016	11-2318	11-2323
+.003	11-1022	11-1022	11-1017	11-1017	11-2319	11-2324
+.004	11-1023	11-1023	11-1018	11-1018	11-2320	11-2325

Valve Seals



Valve Stem Oil Seal Kit includes four pieces of proper guide seal and installation tool. Fits 1985-04 Big Twin. VT No. 16-1745



Valve Stem Seals are sold in packs of 10 for years listed. Installation tools and plastic 10 pack sleeves available separately.

VT No.	Fits	Mfg. No.
14-0164	Big Twin 1984-04 Evolution TC-88	1400

16-1751 Sleeve 5/16

Installation Tools



16-1746	1984-04 Evolution	Red
---------	-------------------	-----

Note: 14-0164 is 5/16



Sifton Valve Stem Seal features a Viton seal with double coil spring for tension, and steel band to secure to guide.


VT No.	Fits
14-0969	1983-2004 Evolution/TC-88
14-0978	TC-88; 2005-up FXST, FLST, FXD; 2005-16 FLT
14-0983	TC-88; 2005-up FXST, FLST, FXD; 2005-16 FLT



Teflon Valve Stem Seal Set provides maximum valve stem oil control as seals wipe excess oil from the valve stem by means of a unique spring loaded wiper assembly which prevents unwanted oil from reaching and contaminating the cylinder. Machining required.

*Note: Use with valve guide that a .620 top.

VT No.	Fits	Type
14-0256	1984-04	Crane
14-0257	1984-04	Sifton
14-0260*	1984-04	Crane



Rowe Unhoned Cast Iron Valve Guides

Intake and Exhaust Guide is the same unless noted.

Size	Evolution Big Dia .300 Shorter with built-in shoulder	Evolution Standard Diameter Top All Evolution	Evolution Big Diameter .200 Shorter	Rowe Iron Tru-Bore Guides I.D. Honed	
				1984-up Evolution, 1999-04 TC-88	1984-up Evolution, 1999-04 TC-88
				Intake	Exhaust
Standard	11-2171	—	—	11-1942	11-1950
.001	—	—	—	—	—
.002	—	—	—	11-1944	—
.003	—	—	—	11-1945	11-1953
.004	—	—	—	—	11-1954
.006	—	11-2110	11-2111	11-1947	—
.008	—	—	11-2113	11-1948	—
Top Diameter	.531	.420	.531	.200"	.200"
Seal#	14-0143	14-0164	14-0143	14-0143	14-0143
Overall Length	2.10"	2.40"	2.20"	2.20"	2.20"

Precision Machining 80" Evolution Ampco 45 Shouldered Valve Guides. Supplied with Viton stem seal that locks into a machined groove on guide. Can be used with up to .600" lift cam.

	Intake	Exhaust
Size	VT No.	VT No.
Standard	11-1044	11-1049
.001	11-1045	11-1050
.002	11-1046	11-1051
.004	11-1047	11-1052
.006	11-1048	

