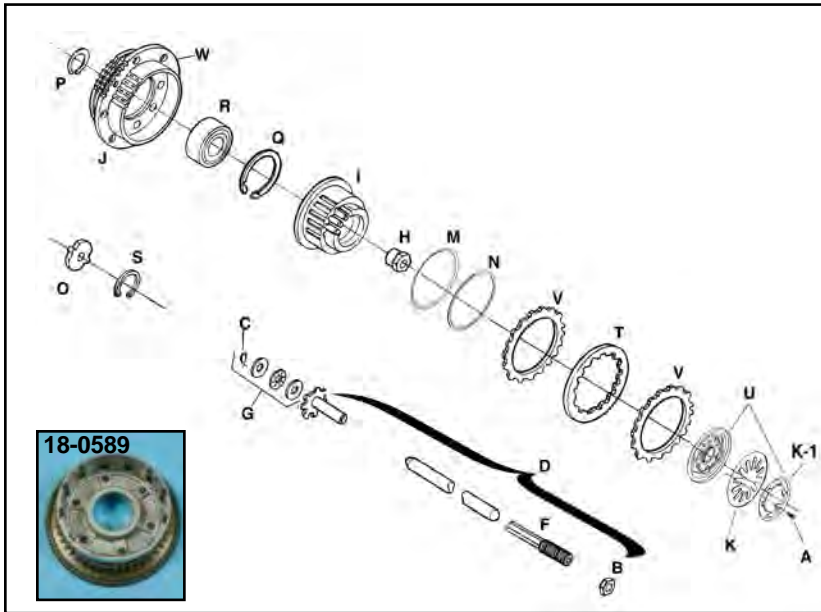



1998-up Clutch Pack Assembly



Order VT No. 18-0133 Complete Assembly
1998-06 5-Speed

1998-up Big Twin Clutch Parts. Clutch Drum "J" has "W" Ring Gear installed.

VT No.	OEM	#	Item
12-0585	2980	A	Screw (6 used)
12-0563	7848W	B	Locknut
12-0923	11096	C	Retaining Ring
17-9252	37069-90	D	Pushrod Release Set
	37088-90		
	37090-98		
18-0169	37090-98	F	End, Rod, Left only
18-3623	37312-75	G	Bearing, Kit includes Thrust Washer (2) Retaining Ring
	37313-80		
	11096		
12-9914	37496-90	H	Mainshaft Nut
18-0160	37550-98	I	Clutch Hub (OE), 1998-06
18-0171	37550-98	I	Clutch Hub (V-Twin), 1998-06
18-0588	31626-06	I	Clutch Hub, 2007-10
18-0592	37554-11	I	Clutch Hub, 2011-up
18-0161	37707-98A	J	Clutch Drum
			Includes Q and R
18-0589	Clutch Drum J		As Above 2011-up
			2007-10 FXST
			2006-2010 FXD
18-0180	37707-98A	J	Clutch Drum Only
18-3252	37871-98A	K	Diaphragm Spring (BTE)
18-8317	37871-98A	K	Diaphragm Spring
18-0163	37872-98	K-1	Spring Retainer
18-0164	37883-98	M	Damper Spring Seat
18-0165	37884-98	N	Damper Spring
18-8257	37903-90	O	Release Plate
18-8258	37904-90	P	Retaining Ring, External
18-8259	37905-90	Q	Retaining Ring, Internal
12-0160	37906-90	R	Bearing 1990-10
12-0178	37906-11	R	Bearing 2011-up
18-8261	37909-90	S	Retaining Ring, Internal 1990-99
18-3251	37913-98	T	Steel Plates (8)
18-0166	37912-98A	U	Pressure Plate Kit
18-3250	37932-98	V	Plate Set (9)
18-8319		V	Starter Ring Gear
18-0723	2007-10		Clutch Drum Kit
18-0455	2007-10		Clutch Retaining Ring Internal
18-0456	2011-up		Clutch Drum Only
18-0193	2007-10		Clutch Drum Shell




Clutch Hub.
VT No. Year
18-0171 1998-06
18-0588 2007-10
18-0592 2011-up



Big Twin Clutch Hub Nuts secure clutch hub to main shaft.
VT No. OEM Fits
12-0564 37496-84 1984-89
12-9914 37496-90 1990-up



Big Twin Starter Ring Gears for replacement on stock clutch drums only. **Note:** Bolt on types include bolts.
VT No. Year Teeth
18-8307 1991-93 66T
18-8308 1994-97 102T
18-8319 1998-06 102T
37-0018 Allen Bolt



Easy Starter Kits for Big Twin Models. Improves starting on high compression big inch engines through an improved starter-to-clutch basket gear ratio. Complete kits include a clutch basket with bearing for Big Twin models with 66-tooth starter ring and a 9-tooth starter pinion gear.
VT No. Year
18-1220 1994-97
18-1221 1998-2006
32-9201 9T Gear