




20-0645



**BDL "Super Street" 3" x 8 mm Belt Drive** for 1990-2000 FXST models. Drive includes complete clutch pak featuring billet clutch basket and aluminum hub with nine (9) Kevlar clutch discs and eleven (11) steel plates, billet pressure plate, nine (9) clutch springs for unrelenting pressure, polished motor plate, polished clutch dome and polished belt guard.

**VT No. 20-0645**



**BDL Front Belt Drive Parts**

VT No.	#	Item
20-0925	A	Inside Belt Guard
20-0926	B	Outside Belt Guard
20-0927	C	Motor Nut 55-up w/washer



**BDL Belt Drive Parts**

- 20-0928 A Round Dogs 5-Speed
- 20-0929 A Round Dogs 4-Speed
- 20-0930 B Splined Hub 1990-up 3" only
- 20-0931 B Tapered Hub 1986-89
- 20-0932 B Tapered Hub 1965-83



20-0036



20-0038

**BDL Ball Bearing Lock-Up Clutch.** This ball bearing ramp style clutch set reduces clutch slip for a more positive clutch engagement. Available for all BDL belt drives with coil spring clutch except top fuel drives. All Primo belt drive and pro-clutches with diaphragm spring and all Big Twins 1998-07 with stock clutch pak.

**VT No. Fits**

- 20-0036 BDL Drives
- 20-0037 Primo Drives
- 20-0038 Stock Clutch 1998-07



**5 and 6 Speed Bearing Support Plate** for 1984-2000 Big Twins with kick start. Billet aluminum support plate includes bearing.

**VT No. 20-0250**

**Note:** There is no warranty on belts when sold as part of kit or individual replacements.



# BDL Belt Drives

14mm x 3 3/8" Wide Drives



BIG TWIN



20-0635



20-0632

**BDL TF-1000 and TF-2000 "Top Fuel" Street Belt Drives** for 1991-up FXST. Features 14mm by 3 3/8" wide belt, Kevlar Nine (9) Plate Clutch with eleven (11) steels, special pressure plate that uses nine (9) springs for varying spring pressure. Drive includes pulleys, belt, clutch pak, starter jack shaft, inner motor plate with oil filter mount pulley domes and side guard. Polished finish. The TF-2000 features out board bearing support and polished finish.

VT No.	#	Replacement Belt
20-0632	TF-1000	20-0127
20-0635	TF-2000	20-0127



20-0755



20-0005

**Chrome Belt Drive Cover Set** as shown,

VT No.	Style
20-0005	Smooth
20-0755	Flame



20-0900



20-0935

**BDL 3" Wide Offset Front Primary Drive Pulley.** Use with correct insert and nut for offset desired.

VT No.	Item
20-0900	Pulley Only, 47 T
20-0935	1/4" Insert and Nut
20-0936	1/2" Insert and Nut
20-0937	3/4" Insert and Nut
20-0938	1" Insert and Nut
20-0939	1 1/4" Insert and Nut
20-0940	1 1/2" Insert and Nut
20-0941	1 3/4" Insert and Nut
20-0942	2" Insert and Nut