





Note: Baffle size denotes size of pipe into which it fits.




A 30-0102



B 30-0217



A 30-0103



B 30-0216

Pipe Baffles fit inside straight pipes. Sold in pairs. Note: Baffle size denotes size of pipe into which it fits.

VT No.	#	Size	Length
30-0102	A	1 3/4"	4"
30-0103	A	2"	4"
30-0216	B	1 3/4"	8"
30-0217	B	2"	8"



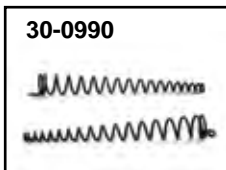
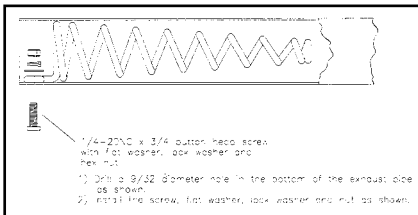
1 3/4" Baffle Set.  
12" Long.  
VT No. 30-1403



Performance Rings fit into 2 1/4" drag pipes to create back pressure.  
VT No. 30-0050

**Features**

- Easy Installation
- Forward Mount Ring
- Burn Out Proof
- No Rattles



30-0990

**Power Spiral Baffles** feature the latest designs in exhaust baffle concepts. The minimum restrictive properties of the inverted cone allow for more power and yet reduce decibel number to acceptable levels. Forward mount ring at tip allow mounting of various size discs to produce required back pressure on specific applications. Flexible design allows installation into turn out ends.

Fits:	8"	12"
	1 3/4"	30-0990
	2"	30-0991
	2 1/4"	30-0988 30-0989



**Pipe Baffle** fits inside straight pipe. Baffles are like the original Snuff-or-Not, which is a washer that can be turned to baffle position. Fits 2 1/4" drag pipes.  
VT No. 30-0317

# Baffle



30-0618



30-0372

**Torque Tube Set** will fit into 2 1/4" inner diameter of straight pipes, unique shape will compress exhaust gases for more sound and less noise with added power. One 1/4" hole is required for mounting. The 4.5" long baffle.

VT No. Type  
30-0618 Plain  
30-0372 V-Slots



**Blunder Buss Pipe Baffle** is full 12" long steel. Sold in pairs. Note: Baffle size denotes size of pipe into which it fits.

VT No.	Size	Type
30-3180	1 3/4"	Steel
30-3181	2"	Steel
30-1405	1 3/4"	Fiberglass
30-1406	2 1/4"	Fiberglass



**Pipe Baffles** sold each. Note: Fits Cycle Shack Super Slash pipes, size 2 3/8".



30-0617

VT No. 30-0104  
**Torque Tube Set** allows variation of air flow for 2 1/4" pipes. Four Piece Set.  
VT No. 30-0617



30-0623



30-0619



30-0624



30-0620

**Torque Tube Set** features improved baffling and back pressure for FX, XL and FXD Screamin' Eagle muffler sets, 30-0861, 30-2040

HD Type	Wyatt Pipes	Type
30-0623	30-0619	Smooth
30-0624	30-0620	V-Slots



30-0454



30-0980

**Snuff or Not** for 2 1/4" tube style baffles for added back pressure. Mount with 1/4" - 20 UNC screw.  
VT No. Type  
30-0454 Ring  
30-0980 Screw