





# Starter Drive



**Starter Clutch Drive Kits** for Big Twin include clutch drive, O-ring, lock tab, seals, spring and cable boot.

VT No.	Year
32-0962	1991-92
32-0963	1993
32-0961	1994-up



**Starter Shaft Kit** includes parts shown, drive included. Fits 1994-up FXST.  
VT No. 32-9203



**Starter Shaft Kit** includes parts pictured for Big Twins.

VT No.	Type	Year
32-9238	V-Twin	1989-93
32-9288	Kit	1989-93
32-9200	Kit	1994-up



**Starter Drive** for Big Twin features high strength five roller clutch, stainless steel springs, hardened ramped clutch receivers, premium internal bronze bushing and factory pre-lubing.

VT No.	Item	Fits	Brand
32-0638	31443-65A	1965-88	Accel
32-0639	31443-65A	1965-88	Volt Tech
32-2506	31443-65A	1965-88	Volt Tech
32-1561*	31544-90	1989-90	V-Twin
32-9031*	31663-90	1991-up	V-Twin
32-9122*	31663-90	1991-06	
32-0943		2007-up	

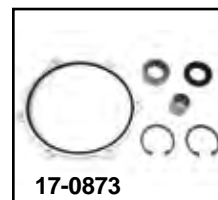
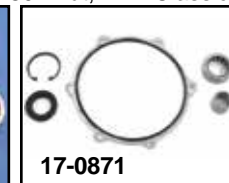

\*Note: Drive Assemblies

# Starter Shaft



**Starter Shafts and Spacers.**

VT No.	OEM	Fits
17-9944	33120-85	1986-88 FLT-FXR
17-9939	31482-86	1986-89 FXST
17-9985	31311-80	Spacer, FLT
17-9984	33121-79	Spacer, FLT
17-0081	31493-67	Nut, FLT
12-0569	31312-80	Nut, FLH Classic



**Inner Primary Bearing Kit** for Late 1985-up Big Twins includes bearing, seal, two snap rings and one inner race.

1985-93	1994-05	2006-07	2008-up
12-0589	12-0591	17-0871	17-0873
17-0870	1985-05	Bearing/Sleeve	