



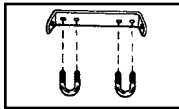
Front Engine Bar



Lindby Custom Highway Bars with footpegs feature 1 1/8" tubing for front highway bars and 1" tubing for rear. Both front and rear have built in O-ring footpegs and rear highway bars will work with stock exhaust systems.

Big Twin Front


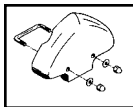
VT No.	Year	Model
50-2063	1979-84	FLH 4 Speed
50-2064	1965-78	FLH



U Clamp Sets have a forged design as original.

VT No.	Use
37-8815	Front Engine Bar Clamps
2203-8	As Above, Parkerized

FOR ENGINE BARS LISTED ON THIS PAGE
WARNING: ENGINE/FRAME BARS MAY PROVIDE LIMITED LEG AND COSMETIC VEHICLE PROTECTION UNDER UNIQUE CIRCUMSTANCES (FALL OVER WHILE STOPPED, VERY LOW SPEED SLIDE). THEY ARE NOT MADE NOR INTENDED TO PROVIDE PROTECTION FROM BODILY INJURY IN A COLLISION WITH AN AUTOMOBILE OR ANY OTHER OBJECT.



"Atlas" Style Replica Front Engine Bar Bolt Cover will mount to 1936-47 Big Twin front bar. U-bolt and acorn nuts available separately.

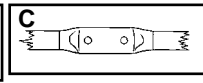
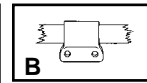
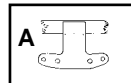


VT No.	Finish
49-0396	Raw
49-0397	Chrome
49-0534	U-Clamp



Big Twin Engine Bar Mount Kits.

Chrome	Cadmium	Parkerized	Year
2630-8	2631-8	—	1951-54
—	—	2477-10	1948-54
—	2495-11	—	1958-69
—	—	2203-8	1936-47, 1955-57



1" Front Engine Bars fit on stock frames for years listed. Order U-Clamp separately.

FL-FLH 4-Speed Models

VT No.	#	OEM	Years	Model
51-1337		Black	1936-38	Big Twin
51-1323		Chrome	1936-38	Big Twin
51-0900	A	49038-36	1936-47	Big Twin
	A	1954-57	Straight Leg	
51-0899	A	49038-36	As Above	Big Twin Black
49-1314		Raw	1936-47	Bracket
51-0896	B	49038-49	1948-Early 54	Big Twin Wish Bone
51-1043	C	49038-49	1948-52	Big Twin Wish Bone with flat mount
51-1044		As Above	Black	
51-1537		49038-48	1948-Early 54	Big Twin Wish Bone
		Black		
51-0609		49059-48	1948-53	Spacers
51-0894		49038-58B	1958-78	Big Twin FL-FLH
51-0901		49039-78	1958-78	Big Twin (1 1/4") FL-FLH
31-4011*		49032-74	1973-84	FX
51-0902		49040-79	1979-84	1 1/4" FL-FLH
51-0891		49016-72D	1972-84	1 1/4" FX, FXE

*Note: Allows installation of 51-0901 mounting bracket on FX models.

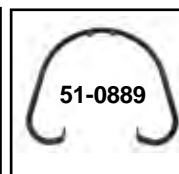
Rear Frame Bar



Chrome Rear Frame Bars fit 1958-84 FL, FLH Swing Arm 4 Speed models.

VT No.	OEM	Fits
51-0928	49137-65	1965-66 Big Twin FL-FLH mounts to shock stud 54-0409
51-0932	49150-58	1958-64 Big Twin FL-FLH Mount Stud for 51-0932
51-0903	37-9022	1968-84 Big Twin Swingarm. Use 54-0425 Stud Spacers when bars are not used

VT No. 51-0903 Installed



Rear Frame Bars

Fit Rigid Big Twin 1936-57

51-0895	49153-36	Chrome
51-0889	49153-36	Black

Big Twin Rear Frame Bar Mounting Kit fits 1936-57 Big Twin. Order VT No. 37-9204, 59802-47, pair of upper bolt studs when it is desired to leave fender bolted in place after removing bar.

VT No.	Item	Finish
9530-13	Bolt Kit	Chrome
9531-13	Bolt Kit	Cadmium
9532-13	Bolt Kit	Parkerized
37-9204	Bolt Set, Upper	Black
37-9176	Bolt Set, Lower	Cadmium

