



2" Drag Pipe






Radii Pipe Set features full curve with 2" outside diameter and requires fabrication of brackets for mounting. Fits 1970-84 Shovelhead.

VT No. 30-0331

Wyatt Gatling Down Draft Drag Pipes

Chrome	Black	O.D.	Fits
30-0721	30-0755	1 3/4"	1970-84 FX, FL
30-0725	30-0726	2"	1970-84 FX, FL

1 3/4" 1971-84 FX-FXE Exhaust



Goose Style Drags. Retro chopper styling in 1 3/4" diameter slash cut ends, and a length of 35" long. Use 31-2101 P-Clamps for mounting. Fits 1970-84 74 and 80 FXE.

VT No.	Brand
30-3130	Cycle Shack, 35" long
30-3381	Wyatt's
30-3019	VT
30-0770	Lake

FX-FXE Model Muffler Pipes feature 1 3/4" head pipe and true one-piece construction in chrome. Fits 1971-84 FX-FXE-FXS-FXB-FXEF-FXWG models except 1983-84 WG with both kick and electric starters, and both 74" and 80" engines Mount bracket included with muffler pipes only. Fits Shovelhead-type engine only.

VT No.	Style
30-3130	1 3/4" Goose Drags
30-3237*	Heat Shields for Drag Pipes Only
31-4050	Bracket, Black
31-4058	Bracket, Chrome



*Note: Could fit muffler pipes if trimmed down



Billet End Tips fit 1 3/4" straight cut drags.

VT No.	Finish
30-0796	Chrome
30-0797	Black
30-0800	Black, taper



Radii Drag Pipe Sets with formed heatshields (as noted) are 1 3/4" slash cut style with a length of 38".

Chrome	Black	Year	Model	Shields
30-3001		1971-84	FXE	Yes
30-3017		1970-84	FXE	No
30-3101	30-3417	1970-84	FXE	No
	30-3418		Slash Cut Ends	
	30-3419		Slash Cut Ends	
	30-3420		Goose	
15-0450			Exhaust Port Stud, Nut and Gasket Kit	
15-0759			Copper Gasket only	



61-0178 Drag Pipe Set, 1970-84 FL

- 30-0823 HEAT SHIELD BOOT GUARD, PARKERIZED
- 30-0017 REAR CYLINDER HEADER PIPE, BLACK
- 30-0863 REPLICAY HEADER PIPE, 16-1/2", BLACK
- 30-0996 REPLICIA MUFFLER CHROME
- 30-0486 BATIQUE FISHTAIL EXHAUST PIPE END, RAW



Caution: These exhaust products are not legal for sale or use in California on pollution controlled vehicles. These products are intended for non-highway only.

