



Switch



6 Post FLH Cast Ignition Switches include cover and two keys for 1973-84 FL's, cover installed as noted.

VT No. Brand Top
32-0419 VT Cast Top
32-8078 Replica Cast

Hardware

37-8917 2625 Mount screw, 7015 washer, 24 pack



5 Terminal Replica Switch include a replica cover and Briggs and Stratton key set with corresponding number lock.


VT No. Year Finish
32-1635 1936-46 Brass
32-1637 1947-67 Brass
32-1510 1947-67 Chrome
32-1524* 1936-46 Chrome
32-1511 1968-72 Chrome
32-1426 Top Cover Chrome

*Note: Early type fits 1936-46 cat eye dash base.




Chrome Electronic Ignition Switch has smooth action & dependability of electronic switching. Eliminates original pole to bar contacts found in original equipment switch. Helps withstand vibration and corrosion, 6-pole type. Replaces 71501-73. Includes two keys and chrome switch cover.

VT No. 32-8070



Hinge Switch features round key set. Fits 6 post, 1973-95. Rear hinge.

VT No. Type
32-0480 Contact
32-0482 Electronic






Switch Covers fit FLH dash switch, chrome finish.

VT No. Year/Type
32-0396 1936-67 Steel
32-1343 1936-67 Chrome
32-1382 1926-37 Brass
32-0399 1967-up Diecast
49-0278 1936-67 Pin




Late Dash Plate Ignition Switch Spacers for spacing dash base and switch in relation to tanks, packs of 10.

VT No. Size Type
39-0420 .030 Dash
39-0421 .060 Dash
39-0422 .120 Dash
39-0118 .040 Switch



Chrome Switch Brackets.


VT No. Years Model
31-0150 1978-84 FXE-FXS
31-0151 1936-84 Transmission Mount Big Twin
42-0525 1982-90 FXR
31-0262 Universal



Mechanical Switches.

Smooth Chrome Type Key Year


ChromeSkull
32-0449 32-1191 5 post Flat 1968-72
32-0481 32-1196 5 Post Round 1947-72
32-0419 32-1192 6 post Flat 1973-95
32-0480 32-1199 6 post Round 1973-95



Flat 6 Post Electronic

ChromeBlack

32-8109 32-1193 Chrome 1973-95
32-9267 Smooth S.S. 1973-95
32-0482 32-1194 Round 1973-95



Chrome Black

32-0241 32-1198

32-0455*4527-36 Replica 1936-46
32-0418 71501-36 Steel type 1948-67
32-8077 71501-36 VT 1948-67
32-0481 Side 1948-72



37-8916 2589 Terminal wire screw and washer, 24 pack

32-1271 Component Kit 1936-67

32-1144 Key Lock Tumbler 1936-47

32-1147 Key Lock Tumbler 1948-67

37-8917 2625 Bob Switch Mount Screws & 7015 Washers, 24 pack



Chrome Stock Key Switch for ignition and light switch for Super Glide. Used on all FX-FXS, 1982-94 all FXR. Includes two keys and mounting ring.

VT No. Type Year
32-0161 Replica 1977-98
32-0416 Stock Type 1977-98
32-0175 Replica 1973-76



Universal Key Switch includes mounting ring and two keys.

VT No. Type 32-0478 Off/On Start
32-0415 On-Off-On **32-1266** Off/On Start
32-0478 Off-On-Start
32-0479 Off-On-On



Weld On Ignition Mount accepts 32-0161 switch.

VT No. Item
32-0180 Set
32-0820 Collar



Hi-Low Beam Switch Relay will allow the Hi-Low beam to be switched from one beam to another using one wire momentary horn type button.

VT No. 32-0448