





Motor and Transmission Work Stand



Motor Stands

VT No.	Type
16-0507	1952-03 XL
16-0509	Big Twin Engine, Heavy
16-0501	Big Twin Engine, Standard
16-0526	TC-88 Engine
16-1285	45 Side Valve



Jims Rolling Buddy Engine Dummy Plate

VT No.	Fits
16-1134	1984-98 FLT, FXD, FXR
16-1135	1999-2006 FLT, 1999-2005 FXD
16-1136	2006-up FXD, 2007-up FLT



Transmission Stands are welded steel for shop use.

VT No.	Type
16-0506	4 Speed Trans, Vise Mount
16-0504	5-Speed Rubber Mount



TC Beta Engine Stand

- Powder coated steel.
- Clears the rear balancer housing of the Beta style TC case.

VT No. 16-1273



Mini-Lift use with table lift to raise bike while on table with 3" to 12" range 600lbs.

VT No.	Item
16-0211	Mini Lift
16-1907	Extender
16-0529	Mini Lift V-Twin Logo



Roller Dolly facilitates mounting your motorcycle on the kickstand for placement in your garage. Motorcycle dolly lift holds up to 1250 lbs.

VT No. 16-1026



Note: Motor installed.



Motor Stand with motor base fits 1936-99 Big Twin and 1999-up TC-88 solid mount engines. Will mount to most universal engine dollies which are available at most automotive outlets. Auto engine stand not included.

VT No. 16-0543



Roller Dolly with nylon wheel and has a capacity of 1250 lbs

VT No. 16-1999

Wheel Chock



Pingel® Wheel Chock features quick mounting and removal by sliding in and out of slotted mount pads. Chock is a chrome steel tube. Mounting kit also available separately. The appearance of the Wheel Chock including the cross brace is a trademark of Pingel Enterprises. The brackets used in the Wheel Chock are patented.

VT No.	Item
16-1501	Chock with mounts, 16", 18" or 19" wheels
16-1503	Chock with mounts, 21" wheel
16-1502	Mount Kit